

**Luminaire**

Code 1640W10APP  
 Name llio Terra Rosso rubino - 2700K - APP COMPATIBILE

**Measurem.**

Code FTS1901538  
 Name llio Terra Rosso rubino - 2700K - APP COMPATIBILE

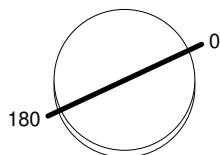
Luminaire Flux	3332.00 lm	Luminaire Power	45.00 W	Efficacy	74.04 lm/W	Efficiency	100.00%
Lamps Flux	3332.00 lm	Maximum value	418.15 cd/klm	Position	C=0.00 G=180.00	CG	Rotosymmetrical
Round Luminaire Round Luminous Area	Diam. 90 mm Diam. 70 mm	Height	1750 mm	Height	0 mm		
Horizontal Luminous Area	0.003848 m2	Emitting area on Plane 180°	0.000000 m2	Emitting area on Plane 270°	0.000000 m2		
Emitting area on Plane 0°	0.000000 m2	Emitting area on Plane 90°	0.000000 m2	Glare area at 76°	0.000931 m2		
Coordinate system	CG	Symmetry Type	Rotosymmetrical				
Date	12-01-2015	Maximum Gamma Angle	180				
Measurement Distance	0.00	Measurement Flux	3332.00 lm				

LED Flux=3808,34lm LED Power=37W Eff=88% EfcLed=103lm/W EfcLum=74lm/W Ra=90 SDCM=2 L70(6K)=36000h

C.I.E. 0 0 0 0 100  
 F UTE 1.00 T

D DIN 5040 --  
 B NBN --

Diam=90mm



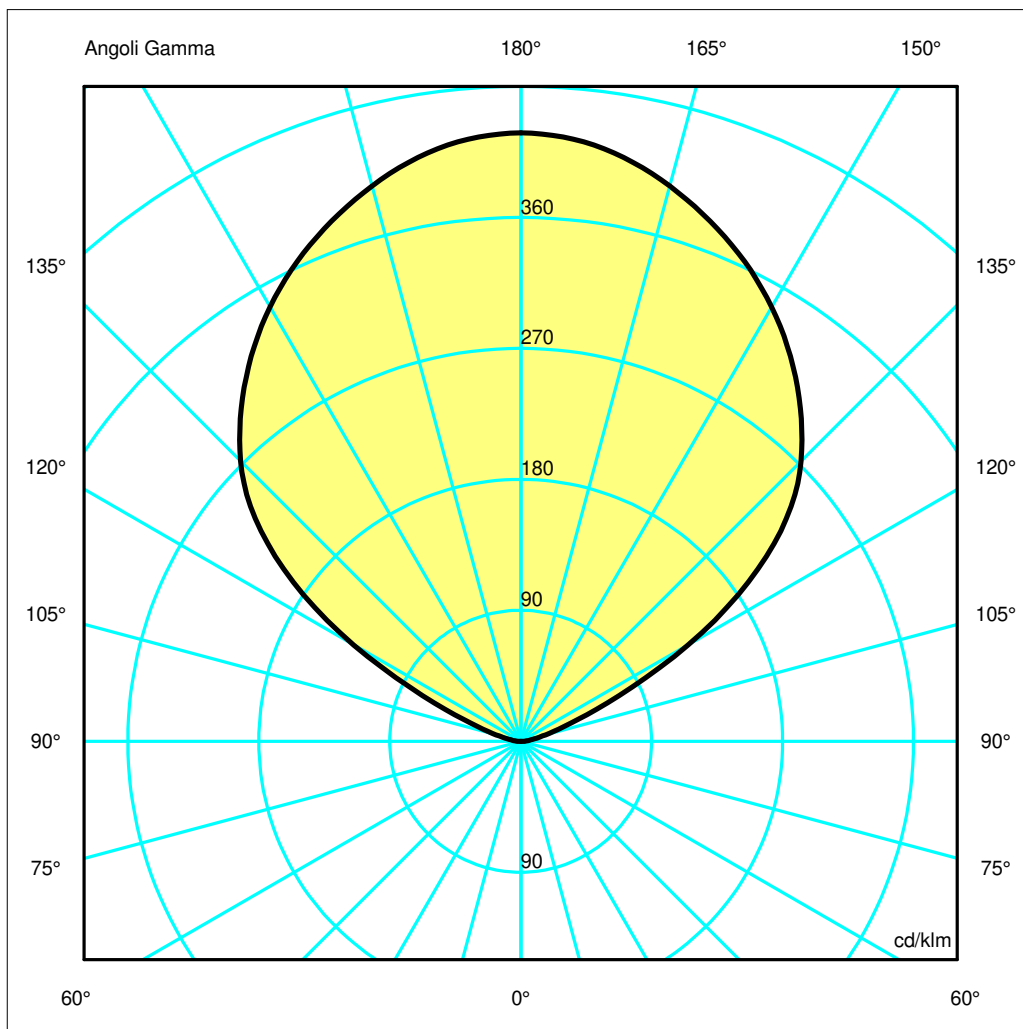
Semipiani C

180.0 ——— 0.0

ULOR100.00 %

DLOR 0.00 %

RN100.00 %



## Luminaire

Code 1640W10APP  
Name Illo Terra Rosso rubino - 2700K - APP COMPATIBILE

## Measurerm.

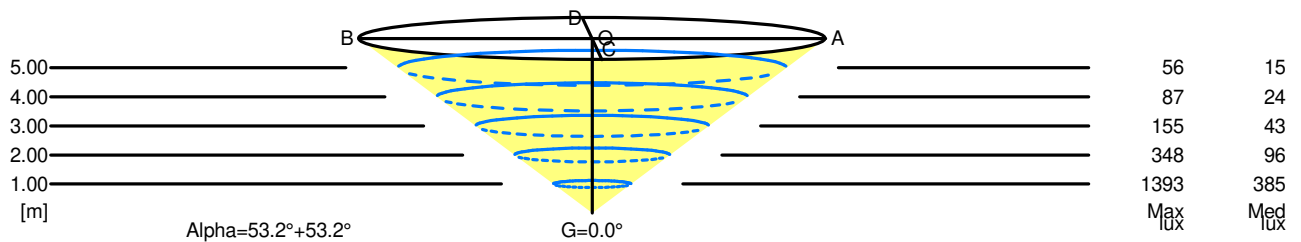
Code FTS1901538  
Name Illo Terra Rosso rubino - 2700K - APP COMPATIBILE

Luminaire Flux	3332.00 lm	Luminaire Power	45.00 W	Efficacy	74.04 lm/W	Efficiency	100.00%
Lamps Flux	3332.00 lm	Maximum value	418.15 cd/klm	Position	C=0.00 G=180.00	CG	Rotosymmetrical
Round Luminaire Round Luminous Area		Diam. Diam.	90 mm 70 mm	Height Height	1750 mm 0 mm		
Horizontal Luminous Area	0.003848 m2			Emitting area on Plane 180°	0.000000 m2		
Emitting area on Plane 0°	0.000000 m2			Emitting area on Plane 270°	0.000000 m2		
Emitting area on Plane 90°	0.000000 m2			Glare area at 76°	0.000931 m2		
Coordinate system	CG			Symmetry Type	Rotosymmetrical		
Date	12-01-2015			Maximum Gamma Angle	180		
Measurement Distance	0.00			Measurement Flux	3332.00 lm		
LED Flux=3808,34lm LED Power=37W Eff=88% EfcLed=103lm/W EfcLum=74lm/W Ra=90 SDCM=2 L70(6K)=36000h							
C.I.E.	0 0 0 0 100			D DIN 5040	--		
F UTE	1.00 T			B NBN	--		

### Width at 50.00 % of Max Intensity

H[m]	1.00	2.00	3.00	4.00	5.00	H[m]	1.00	2.00	3.00	4.00	5.00
OA	1.34	2.68	4.01	5.35	6.69	OC	1.34	2.68	4.01	5.35	6.69
OB	1.34	2.68	4.01	5.35	6.69	OD	1.34	2.68	4.01	5.35	6.69

	Luminous Intensities [ cd/klm]									
	0	5	15	25	35	45	55	65	75	85
OA	1393.27	1384.41	1316.59	1212.34	1076.38	907.31	635.84	248.86	58.71	11.99
OB	1393.27	1384.41	1316.59	1212.34	1076.38	907.31	635.84	248.86	58.71	11.99
OC	1393.27	1384.41	1316.59	1212.34	1076.38	907.31	635.84	248.86	58.71	11.99
OD	1393.27	1384.41	1316.59	1212.34	1076.38	907.31	635.84	248.86	58.71	11.99



5.00	13.38	56	15	
4.00	10.71	87	24	
3.00	8.03	155	43	
2.00	5.35	348	96	
1.00	2.68	1393	385	
H[m]	D[m]	Max lux	Med lux	Alpha=53.2°+53.2°      G=0.0°